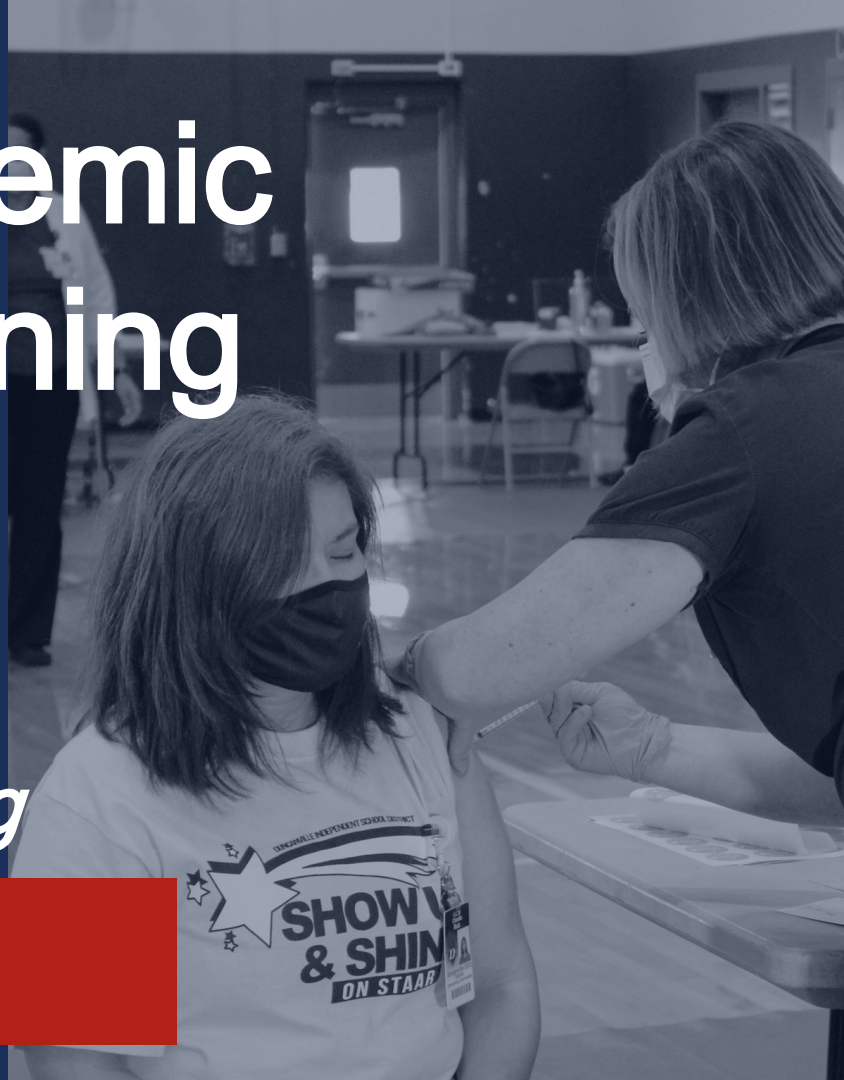


COVID19 Pandemic Plan and Learning Update

April Board Meeting

Duncanville ISD



Enrollment and
Attendance

Method of
Instruction

COVID-19 Student
and Staff Cases

Wifi on Wheels
Update



COVID Testing and
Vaccines

Enrollment and Attendance

11,844

Students Enrolled

96% of Projected Enrollment

93.66% Attendance Average

91.32% High School

96.08% Middle School

93.73% Intermediate School

95.13% Elementary School

Method of Instruction



	Beginning of the Year	2nd 9 Weeks	3rd 9 Weeks	4th 9 Weeks
In-Person Learners	0%	43.02%	50.72%	59.65%
Virtual Learners	100%	56.98%	49.28%	40.35%

Of the 214 students that elected to return to in-person learning for the 4th nine weeks due to excessive absences, 187 have returned to camp

STUDENTS COVID UPDATE


Current Active Lab-Confirmed COVID

Campus	On Campus	Not on Campus	Campus Total
Bilhartz	1	0	1
Brandenburg	1	1	2
Byrd	1	1	2
DHS	0	4	4
District Total	3	6	9

Lab-Confirmed Student COVID Cases for Year

	On Campus	Not on Campus	Total
District Totals	170	172	342

As of 4/18/2021



STAFF COVID-19 UPDATE

COVID19 Staff Exposure Percentages

	At Work	Outside of Work
Exposures	10%	90%



339

**TOTAL POSITIVE
CASES**

3

**CURRENT POSITIVE
CASES**

0

**CLASS/ BUILDING
CLOSURES**

COVID Testing and Vaccines

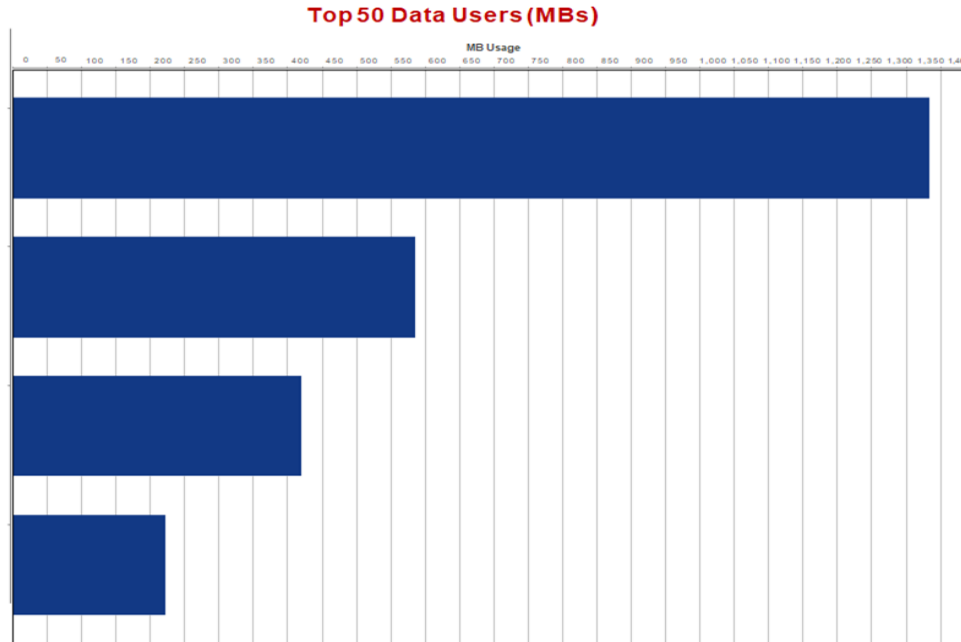
325 EMPLOYEES TESTED

12 POSITIVE TEST RESULTS

1035 Vaccines Administered
316 Duncanville Staff Members
719 Parents and Community
955 Returned for a 2nd Vaccine (92.27%)



WIFI on Wheels



QUESTIONS & COMMENTS